HR15-20



20 dBi Gain, 49.8-75.8 GHz, WR15 Standard Gain Horn with UG385/U Flange

Electrical

Frequency Range	49.8-75.8 GHz
Norminal Gain	20 dBi
Polarization	Linear
VSWR	1.2 max
3dB Beamwidth	H-Plane: 12.6~17.8 deg, E-Plane: 12.8~19.4 deg
Operating Temperature	-40℃~+70℃

Note: Measured pattern data is not provided by default. CST simulated data & VSWR measurement available.

Mechanical

Waveguide Size	WR15
Flange Type	UG385/U Round Cover Flange
Body Material and Finish	Copper, painting over gold plating

Dimensions(mm)

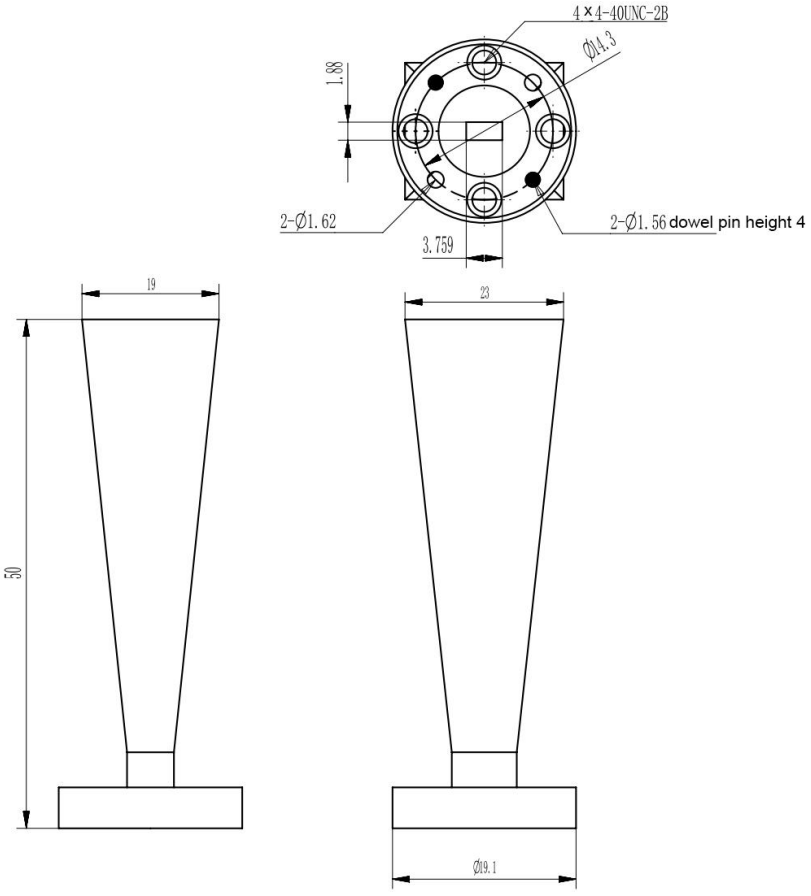

Simulated Antenna Patterns

49.8GHz H-Plane

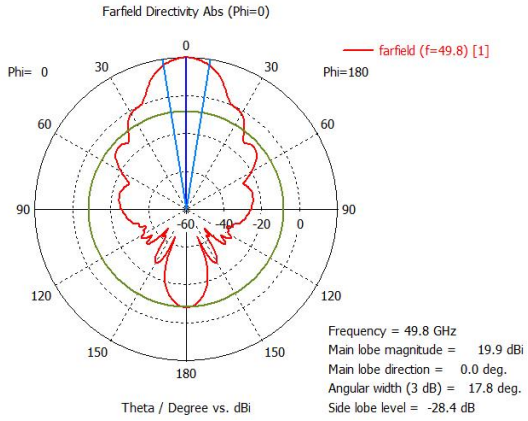

Frequency = 49.8 GHz
Main lobe magnitude = 19.9 dBi
Main lobe direction = 0.0 deg.
Angular width (3 dB) = 17.8 deg.
Side lobe level = -28.4 dB

E-Plane

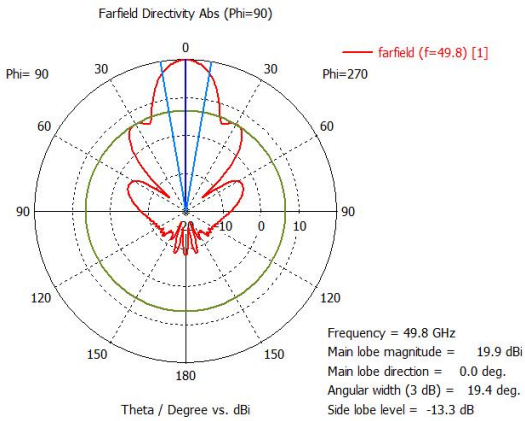

Frequency = 49.8 GHz
Main lobe magnitude = 19.9 dBi
Main lobe direction = 0.0 deg.
Angular width (3 dB) = 19.4 deg.
Side lobe level = -13.3 dB

62.8GHz H-Plane

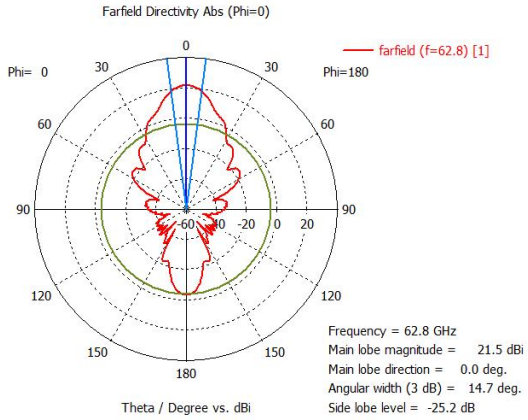

Frequency = 62.8 GHz
Main lobe magnitude = 21.5 dBi
Main lobe direction = 0.0 deg.
Angular width (3 dB) = 14.7 deg.
Side lobe level = -25.2 dB

E-Plane

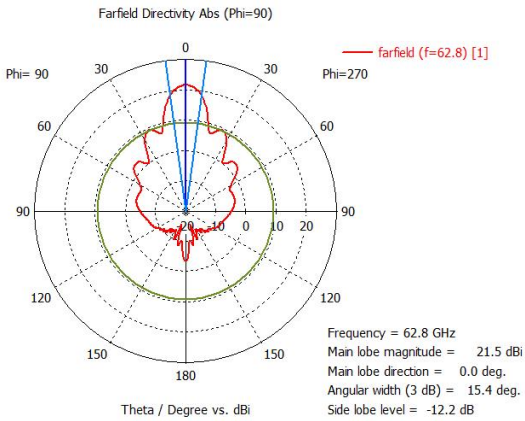

Frequency = 62.8 GHz
Main lobe magnitude = 21.5 dBi
Main lobe direction = 0.0 deg.
Angular width (3 dB) = 15.4 deg.
Side lobe level = -12.2 dB

78.8GHz H-Plane

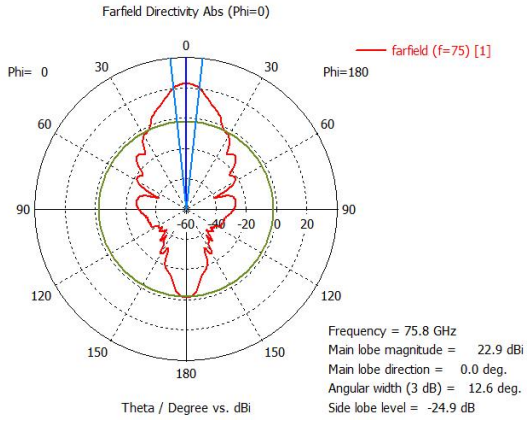

Frequency = 75.8 GHz
Main lobe magnitude = 22.9 dBi
Main lobe direction = 0.0 deg.
Angular width (3 dB) = 12.6 deg.
Side lobe level = -24.9 dB

E-Plane

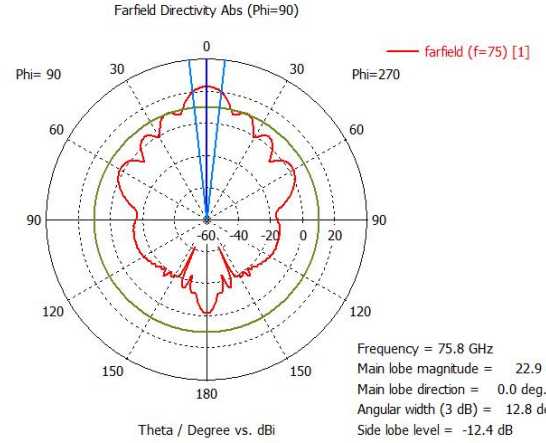

Frequency = 75.8 GHz
Main lobe magnitude = 22.9 dBi
Main lobe direction = 0.0 deg.
Angular width (3 dB) = 12.8 deg.
Side lobe level = -12.4 dB

Typical VSWR

